

# SEFD Board Packet

---

23 Sept 2019

- Agenda
- Minutes 26 Aug 2019
- Notice of Intention to Speak
- Reconciliation & Review sheet
- Balance Sheet
- P & L
- Approval of Financial Documents
- Reconciliation Signature page
- Chase Bank Reconciliation
- National Bank Reconciliation
- Hughes Reconciliation detail
  - Main Share
  - Checking
  - High-yield
  - Premium Yield

---

## Miscellaneous

- Pima County Monthly Tax Report
- Santa Cruz County Monthly Tax Report
- Cash Flow Forecast

Sonoita-Elgin Fire District  
Governing Board Meeting Agenda

PURSUANT TO A.R.S. §38.431.02

Notice is hereby given to the general public that the Sonoita-Elgin Fire District (SEFD) Board of Directors (SEFD is governed by a five member Board pursuant to A.R.S. §48-803.B) will hold a meeting on Monday, Sept 23, 2019. The meeting will be held at the SEFD fire station, located at 3173 N. Highway 83, Sonoita, AZ. The meeting is open to the general public and will begin at 9: am. Local time.

The following agenda items are scheduled for consideration by the SEFD Board of Directors at the board meeting. Action or decisions may or may not be taken on any or all items. Agenda items may or may not be considered in the order listed:

**AGENDA:**

- A. Call to Order.
- B. Roll Call of Board Members
- C. Pledge of Allegiance.

**Call to the Public. Limited to 3 minutes**

*A public body may make an open call to the public during a public meeting, subject to reasonable time, place and manner restrictions, to allow individuals to address the public body on any issue within the jurisdiction of the public body. At the conclusion of an open call to the public, individual members of the public body may respond to criticism made by those who have addressed the public body, may ask staff to review a matter or may ask that a matter be put on a future agenda. However, members of the public body shall not discuss or take legal action on matters raised during an open call to the public unless the matters are properly noticed for discussion and legal action.*

- 1) Review and approval of the governing board meeting minutes of Aug 26, 2019.
- 2) Report from the Fire Chief regarding the provision of fire and EMS to the SEFD; management and supervision of the SEFD; and any related items concerning community safety including but not limited to the following items.
  - a) Firefighter Oath of Office
  - b) Response and service report.
  - c) Status of grants.
  - d) Fire code and inspection items
  - e) Current community events.
  - f) Rosemont mine.
  - g) Apparatus update.
  - h) Strategic Planning
  - I) Palominas
  - J) Department of Corrections:

**Sonoita-Elgin Fire District  
Governing Board Meeting Agenda**

**3) Monthly financial reports and consideration of district financial matters pursuant to A.R.S.§48-807:**

a) Review and approval of monthly financial reports for Aug 2019 to include: reconciled balance sheet accounts; updated cash flow projections; month-end fund statements, and month-end reports of financial institutions in which the SEFD maintains an account

**4) Update from PSPRS Board: S. Archibald**

**5) Discussion and possible action on Mr. Barth conditions on room use with SEFD: C. Johnson**

**6) Study session with Board, Staff:**

A) Discussion on reformatting the Chief's review process 2019 – 2020 Goals: R. Weber

B) Discussion on Hotline for reporting Ethic's, Compliance, Human Resource, Internal Control, Fraud, Theft, and Anonymous Reporting, review of SEFD HR Polices: C. Johnson

C) Open Board Polices for review to add Chiefs review polices No action can be taken: K. Bahti

**7) Adjournment:**

*NOTICE: The Sonoita-Elgin Fire District Board of Directors may go into executive session for the purpose of obtaining legal advice from the fire district's attorney(s) on any of the above agenda items pursuant to A.R.S. §38-431.03(A)(3).*

Governing board members may attend telephonically.

The undersigned hereby attests that a copy of this meeting agenda was duly posted at the following locations:

- A) Sonoita Post Office – 3166 N. Highway 83, Suite 1, Sonoita, AZ
- B) WWW.SEFD911.org

Governing board meeting agenda dated and posted: Aug 23, 2019. At 10:00 Local Time  
By \_\_\_\_\_ Kathy L. Goodwin, Admin to the SEFD Fire Chief



**Minutes to the meeting of the Board of Directors of the Sonoita-Elgin Fire District**

**26 August 2019**

**9 a.m.**

**Call to Order**

**Pledge of Allegiance**

**Roll Call** – Archibald, Dorney, Johnson present; Bahti & Webber absent

**Call to the Public** – There were no public comments.

**Review & approval of the minutes of 22 July 2019** – Motion to accept as presented was made by Dorney, seconded by Johnson; motion carried unanimously.

**Chief Report** – Chief De Wolf gave his monthly status of the fire district:


- **Run Report** – we responded to 59 runs in July, that brings our total for the first 7 months of the calendar year to 349. We've had 51 simultaneous runs to date.
- **Palominas Fire IGA with SEFD** – going well; we're currently working on station improvements and transferring career personnel to station 2 from station 1.
- **Dispatch** – SEFD and other SCC Fire Districts are working with the City of Nogales to explore the feasibility of moving dispatch responsibilities from SCC SO to the City of Nogales.
- **DOC Crew member** – SEFD has one DOC Crew member assigned to the station; He has been working hard at tending to small projects around the station. Judge Barth is the Rep. between SEFD, the Fairgrounds and other entities. We're very happy with the program and how effective the crew has been with maintenance for our facility. Board member Johnson asked about Judge Barth and his use of the office in the training room. Chief De Wolf explained this and offered to put continued discussion on the September agenda. The Board agreed.

**Financials** – MS Rutter reviewed the Balance Sheet, the Profit & Loss Statement and the Cash Flow Forecast with the Board of Directors. With only one month on the books, the delivery of information was pretty short. There were no items of concern. Motion to accept the finances as presented was made by Johnson, seconded by Dorney, motion carried unanimously.

**PSPRS Update** – There were no updates from the PSPRS Local Board.

**Item 5: Study Session with Board and Staff** – postponed to the September meeting as two Board members were not present.

**Adjournment** – Motion to adjourn by Dorney, seconded by Johnson; motion carried unanimously.

Minutes approved on 23 September 2019,  Board Clerk.


Susan Archibald





Administrative Review of August 2019 Financial Documents  
Sonoita-Elgin Fire District Board of Directors Meeting  
3173 Hwy 83, Sonoita, AZ  
23 Sept 2019  
9 a.m.

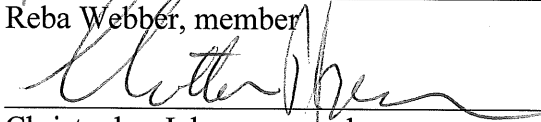
Approval of Financial Documents as presented to the Board of Directors of the Sonoita-Elgin Fire District for the month of August 2019.

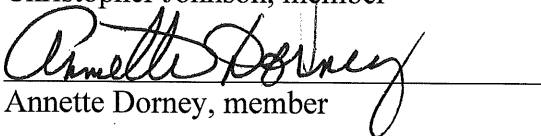
We the undersigned Board members of the Sonoita-Elgin Fire District, hereby acknowledge that we have reviewed and accepted the August 2019 financial reports as presented.

  
\_\_\_\_\_  
Susan Archibald, Clerk

  
\_\_\_\_\_  
Kurt Bahti, Chair

  
\_\_\_\_\_  
Reba Webber, member

  
\_\_\_\_\_  
Christopher Johnson, member

  
\_\_\_\_\_  
Annette Dorney, member

Sonoita-Elgin FD  
Balance Sheet  
As of August 31, 2019

|    | A                   | B | C | D                           | E                        |
|----|---------------------|---|---|-----------------------------|--------------------------|
| 1  |                     |   |   |                             | <b>August 31, 2019</b>   |
| 2  | <b>ASSETS</b>       |   |   |                             |                          |
| 3  |                     |   |   | Chase Checking              | 2,024.81                 |
| 4  |                     |   |   | Chase Savings               | 248,145.60               |
| 5  |                     |   |   | Hughes Checking             | 189.90                   |
| 6  |                     |   |   | Hughes High Yield           | 2,003.54                 |
| 7  |                     |   |   | Hughes Main Share           | 57.56                    |
| 8  |                     |   |   | Hughes Premium              | 248,240.78               |
| 9  |                     |   |   | National Bank Money Market  | 25,050.83                |
| 10 |                     |   |   | Petty Cash                  | 700.00                   |
| 11 |                     |   |   | Checking/Savings Subtotal   | <u>526,413.02</u>        |
| 12 |                     |   |   | Pima County Treasurer       | 1,517.91                 |
| 13 |                     |   |   | SCC Treasurer               | 3,766.24                 |
| 14 |                     |   |   | Accrued Taxes Subtotal      | <u>5,284.15</u>          |
| 15 | <b>TOTAL ASSETS</b> |   |   |                             | <b><u>531,697.17</u></b> |
| 16 |                     |   |   |                             |                          |
| 17 | <b>EQUITY</b>       |   |   |                             |                          |
| 18 |                     |   |   | Fund Balance - Unrestricted | 606,939.69               |
| 19 |                     |   |   | Prior Year Net Income       | 152,363.21               |
| 20 |                     |   |   | Net Loss for July & August  | <u>-227,605.73</u>       |
| 21 | <b>TOTAL EQUITY</b> |   |   |                             | <b><u>531,697.17</u></b> |

**Sonoita-Elgin FD**  
**Profit & Loss Budget vs. Actual**  
**For the two months ended August 31, 2019**

|    | A | B | C                              | D                | E                | F                   | G | H | I | J                   |
|----|---|---|--------------------------------|------------------|------------------|---------------------|---|---|---|---------------------|
| 1  |   |   |                                | August 2019      | July- Aug 2019   | Annual Budget       |   |   |   | % of Budget         |
| 2  |   |   | <b>Budgeted Income/Expense</b> |                  |                  |                     |   |   |   | <b>Target = 17%</b> |
| 3  |   |   | <b>Income</b>                  |                  |                  |                     |   |   |   |                     |
| 4  |   |   | Santa Cruz County Taxes        | 3,762.18         | 12,316.61        | 905,170.00          |   |   |   | 1.36%               |
| 5  |   |   | Pima County Taxes              | 1,477.93         | 2,864.31         | 127,166.00          |   |   |   | 2.25%               |
| 6  |   |   | FDAT - Santa Cruz              | 0.00             | 0.00             | 49,065.00           |   |   |   | 0.0%                |
| 7  |   |   | FDAT - Pima County             | 35.03            | 156.85           | 25,433.00           |   |   |   | 0.62%               |
| 8  |   |   | Fire Suppression               | 1,209.55         | 1,209.55         | 35,000.00           |   |   |   | 3.46%               |
| 9  |   |   | EMS Support                    | 0.00             | 0.00             | 2,200.00            |   |   |   | 0.0%                |
| 10 |   |   | Ambulance Revenue              | 14,837.86        | 31,086.15        | 280,000.00          |   |   |   | 11.1%               |
| 11 |   |   | PPE Purchase                   | 0.00             | 0.00             | 64,250.00           |   |   |   | 0.0%                |
| 12 |   |   | Interest Income                | 208.25           | 968.99           | 800.00              |   |   |   | 121.12%             |
| 13 |   |   | Rental Income                  | 0.00             | 0.00             | 400.00              |   |   |   | 0.0%                |
| 14 |   |   | Prior Year Carryforward        | 0.00             | 0.00             | 34,351.00           |   |   |   | 0.0%                |
| 15 |   |   | <b>Total Budgeted Income</b>   | <b>21,530.80</b> | <b>48,602.46</b> | <b>1,523,835.00</b> |   |   |   | <b>3.19%</b>        |
| 16 |   |   |                                |                  |                  |                     |   |   |   |                     |
| 17 |   |   | <b>Expense</b>                 |                  |                  |                     |   |   |   |                     |
| 18 |   |   | Salaries                       | 45,147.28        | 91,970.63        | 577,031.00          |   |   |   | 15.94%              |
| 19 |   |   | Sick Time Pay                  | 0.00             | 602.26           | 9,400.00            |   |   |   | 6.41%               |
| 20 |   |   | Vacation/Holiday               | 2,149.88         | 3,223.99         | 45,000.00           |   |   |   | 7.16%               |
| 21 |   |   | Transport Stipend              | 6,282.01         | 12,857.86        | 78,400.00           |   |   |   | 16.4%               |
| 22 |   |   | Payroll Taxes                  | 2,449.06         | 4,806.71         | 30,000.00           |   |   |   | 16.02%              |
| 23 |   |   | PSPRS                          | 5,543.09         | 11,075.83        | 75,000.00           |   |   |   | 14.77%              |
| 24 |   |   | ASRS                           | 1,308.38         | 2,710.23         | 15,500.00           |   |   |   | 17.49%              |
| 25 |   |   | Employee Health Insurance      | 5,052.63         | 9,867.68         | 71,400.00           |   |   |   | 13.82%              |
| 26 |   |   | Physicals & Exams              | 0.00             | 0.00             | 8,800.00            |   |   |   | 0.0%                |
| 27 |   |   | Copper Point - Workman's Comp  | 9,161.00         | 9,161.00         | 39,373.00           |   |   |   | 23.27%              |
| 28 |   |   | Clothing Allowance             | 235.93           | 235.93           | 8,400.00            |   |   |   | 2.81%               |
| 29 |   |   | Training                       | 1,779.40         | 17,391.90        | 30,589.00           |   |   |   | 56.86%              |
| 30 |   |   | EMS Consumables                | 340.99           | 1,988.28         | 15,000.00           |   |   |   | 13.26%              |
| 31 |   |   | Maintenance Plans              | 0.00             | 0.00             | 4,500.00            |   |   |   | 0.0%                |
| 32 |   |   | Oral Hydration Fluids          | 0.00             | 0.00             | 1,200.00            |   |   |   | 0.0%                |
| 33 |   |   | Fire Prevention Education      | 0.00             | 0.00             | 1,000.00            |   |   |   | 0.0%                |
| 34 |   |   | Office Expense & Postage       | 561.34           | 763.59           | 10,000.00           |   |   |   | 7.64%               |
| 35 |   |   | Recruitment & Retention        | 515.10           | 822.30           | 11,000.00           |   |   |   | 7.48%               |
| 36 |   |   | Payroll Preparation            | 0.00             | 135.65           | 4,500.00            |   |   |   | 3.01%               |
| 37 |   |   | Ambulance Billing              | 1,606.13         | 3,284.49         | 22,500.00           |   |   |   | 14.6%               |
| 38 |   |   | Equipment Rental               | 0.00             | 127.21           | 1,800.00            |   |   |   | 7.07%               |
| 39 |   |   | Internet Provider              | 294.04           | 417.37           | 2,400.00            |   |   |   | 17.39%              |
| 40 |   |   | Bank Charges                   | 83.92            | 140.86           | 800.00              |   |   |   | 17.61%              |
| 41 |   |   | Background Checks              | 60.00            | 60.00            | 1,200.00            |   |   |   | 5.0%                |
| 42 |   |   | Legal Fees                     | 1,540.00         | 1,735.00         | 7,800.00            |   |   |   | 22.24%              |
| 43 |   |   | Accounting                     | 0.00             | 0.00             | 8,500.00            |   |   |   | 0.0%                |
| 44 |   |   | Bookkeeper                     | 1,250.00         | 2,500.00         | 15,000.00           |   |   |   | 16.67%              |



**Sonoita-Elgin FD**  
**Profit & Loss Budget vs. Actual**  
**For the two months ended August 31, 2019**

|    | A | B | C                                | D                   | E                   | F                   | G | H             | I | J |
|----|---|---|----------------------------------|---------------------|---------------------|---------------------|---|---------------|---|---|
| 1  |   |   |                                  | August 2019         | July- Aug 2019      | Annual Budget       |   | % of Budget   |   |   |
| 45 |   |   | Telephone                        | 986.56              | 1,965.99            | 14,000.00           |   | 14.04%        |   |   |
| 46 |   |   | Batteries & Repair               | 0.00                | 0.00                | 3,000.00            |   | 0.0%          |   |   |
| 47 |   |   | Computer & IT Support            | 0.00                | 0.00                | 4,000.00            |   | 0.0%          |   |   |
| 48 |   |   | Dispatch                         | 0.00                | 0.00                | 11,075.00           |   | 0.0%          |   |   |
| 49 |   |   | Utilities                        | 1,226.71            | 2,509.77            | 17,000.00           |   | 14.76%        |   |   |
| 50 |   |   | Insurance                        | 7,047.00            | 7,210.00            | 30,000.00           |   | 24.03%        |   |   |
| 51 |   |   | Fuel                             | 0.00                | 4,947.28            | 26,000.00           |   | 19.03%        |   |   |
| 52 |   |   | Building & Grounds & Pests       | 523.89              | 1,723.55            | 9,000.00            |   | 19.15%        |   |   |
| 53 |   |   | Vehicle Maintenance              | 737.69              | 4,799.68            | 36,500.00           |   | 13.15%        |   |   |
| 54 |   |   | Equipment Replacement            | 343.01              | 343.01              | 6,000.00            |   | 5.72%         |   |   |
| 55 |   |   | Station & Fire Supplies          | 1,264.21            | 1,523.37            | 10,000.00           |   | 15.23%        |   |   |
| 56 |   |   | Suppression Foam                 | 0.00                | 0.00                | 3,600.00            |   | 0.0%          |   |   |
| 57 |   |   | Interest Expense                 | 0.00                | 0.00                | 500.00              |   | 0.0%          |   |   |
| 58 |   |   | Computer & Radio                 | 0.00                | 0.00                | 4,000.00            |   | 0.0%          |   |   |
| 59 |   |   | Communication to Residents       | 0.00                | 0.00                | 500.00              |   | 0.0%          |   |   |
| 60 |   |   | Financial Stability Reserve      | 0.00                | 0.00                | 54,522.00           |   | 0.0%          |   |   |
| 61 |   |   | Membership Dues & Subscriptions  | 320.66              | 912.66              | 4,000.00            |   | 22.82%        |   |   |
| 62 |   |   | PPE Expense                      | 0.00                | 0.00                | 64,250.00           |   | 0.0%          |   |   |
| 63 |   |   | Capital Payments - Apparatus     | 80,973.21           | 80,973.21           | 80,992.00           |   | 99.98%        |   |   |
| 64 |   |   | Capital Payment - Ambulance      | 0.00                | 0.00                | 23,297.00           |   | 0.0%          |   |   |
| 65 |   |   | Capital Outlay - PPE             | 0.00                | 0.00                | 6,500.00            |   | 0.0%          |   |   |
| 66 |   |   | SCBA's                           | 0.00                | 0.00                | 9,000.00            |   | 0.0%          |   |   |
| 67 |   |   | Unknown Other Equipment          | 0.00                | 0.00                | 10,006.00           |   | 0.0%          |   |   |
| 68 |   |   | <b>Total Budgeted Expense</b>    | <u>178,783.12</u>   | <u>282,787.29</u>   | <u>1,523,835.00</u> |   | <u>18.56%</u> |   |   |
| 69 |   |   | <b>Net Budgeted Loss</b>         | <u>(157,252.32)</u> | <u>(234,184.83)</u> | <u>0.00</u>         |   | <u>100.0%</u> |   |   |
| 70 |   |   |                                  |                     |                     |                     |   |               |   |   |
| 71 |   |   | <b>Unbudgeted Income/Expense</b> |                     |                     |                     |   |               |   |   |
| 72 |   |   | <b>Unbudgeted Income</b>         |                     |                     |                     |   |               |   |   |
| 73 |   |   | Palominas Fire District          | 14,625.00           | 14,625.00           |                     |   |               |   |   |
| 74 |   |   | Safer Grant 2016                 | 18,720.00           | 18,720.00           |                     |   |               |   |   |
| 75 |   |   | Fuels Grant Revenue              | 634.16              | 634.16              |                     |   |               |   |   |
| 76 |   |   | Donations                        | <u>200.00</u>       | <u>200.00</u>       |                     |   |               |   |   |
| 77 |   |   | <b>Total Unbudgeted Income</b>   | <u>34,179.16</u>    | <u>34,179.16</u>    |                     |   |               |   |   |
| 78 |   |   |                                  |                     |                     |                     |   |               |   |   |
| 79 |   |   | <b>Unbudgeted Expense</b>        |                     |                     |                     |   |               |   |   |
| 80 |   |   | Palominas FD-Chief Salary        | 4,333.34            | 8,666.68            |                     |   |               |   |   |
| 81 |   |   | Wildland Labor                   | 190.96              | 190.96              |                     |   |               |   |   |
| 82 |   |   | Safer 2016 Expenses              | 4,640.00            | 10,320.00           |                     |   |               |   |   |
| 83 |   |   | Fuels Grant Labor                | 2,073.28            | 2,291.52            |                     |   |               |   |   |
| 84 |   |   | Cardiac Monitors                 | 3,065.45            | 6,130.90            |                     |   |               |   |   |
| 85 |   |   | <b>Total Unbudgeted Expense</b>  | <u>14,303.03</u>    | <u>27,600.06</u>    |                     |   |               |   |   |
| 86 |   |   | <b>Net Unbudgeted Income</b>     | <u>19,876.13</u>    | <u>6,579.10</u>     |                     |   |               |   |   |
| 87 |   |   | <b>Overall Net Loss</b>          | <u>(137,376.19)</u> | <u>(227,605.73)</u> | <u>0.00</u>         |   | <u>100.0%</u> |   |   |



# SONOITA-ELGIN FIRE DISTRICT

---

Proud Past, Strong Future

## SONOITA-ELGIN FIRE DISTRICT

### RECONCILIATION & REVIEW

August 2019

Bank Statements (Hughes Federal Credit Union, Chase Bank, & National Bank)

Reconciled by Vicki Rutter

Dates of reconciliation September 11, 2019

---

P.O. Box 322 • Sonoita, AZ 85637 • Phone (520) 455-5854 • Fax (520) 455-5361

3173 N. Hwy 83

<http://www.sefd911.org>

12:11 PM

09/11/19

**Sonoita-Elgin FD**  
**Reconciliation Detail**  
**Hughes Main Share, Period Ending 08/31/2019**

| Type                              | Date | Num | Name | Clr | Amount | Balance |
|-----------------------------------|------|-----|------|-----|--------|---------|
| Beginning Balance                 |      |     |      |     |        | 57.56   |
| Cleared Balance                   |      |     |      |     |        | 57.56   |
| Register Balance as of 08/31/2019 |      |     |      |     |        | 57.56   |
| Ending Balance                    |      |     |      |     |        | 57.56   |

*OK*  
*9-11-19*

**Sonoita-Elgin FD**  
**Reconciliation Detail**  
**Hughes Checking, Period Ending 08/31/2019**

| Type                           | Date       | Num     | Name                                   | Clr | Amount     | Balance     |
|--------------------------------|------------|---------|--|-----|------------|-------------|
| Beginning Balance              |            |         |  |     |            | 60,216.72   |
| Cleared Transactions           |            |         |  |     |            |             |
| Checks and Payments - 57 items |            |         |  |     |            |             |
| Check                          | 07/15/2019 | 2339    | Pima Community College                 | X   | -15,612.50 | -15,612.50  |
| General Journal                | 07/15/2019 | 1000711 | Alexander Burns                        | X   | -991.28    | -16,603.78  |
| Check                          | 07/29/2019 | 2348    | EMH Health                             | X   | -7,232.47  | -23,836.25  |
| Check                          | 07/29/2019 | 2350    | Principal Life Insurance Company       | X   | -699.66    | -24,535.91  |
| Check                          | 07/29/2019 | 2347    | Aflac                                  | X   | -295.76    | -24,831.67  |
| Check                          | 07/29/2019 | 2346    | GreatAmerica Financial Services        | X   | -127.21    | -24,958.88  |
| Check                          | 07/29/2019 | 2349    | Sonoita Valley Water Co                | X   | -45.25     | -25,004.13  |
| Check                          | 07/31/2019 | 2364    | SENERGY Petroleum LLC                  | X   | -4,526.44  | -29,530.57  |
| Check                          | 07/31/2019 |         | Public Safety Personnel Retirement ... | X   | -3,600.50  | -33,131.07  |
| Check                          | 07/31/2019 | 2356    | Public Safety Personnel Retirement ... | X   | -3,529.88  | -36,660.95  |
| General Journal                | 07/31/2019 | 1000739 | Carlos Lopez-Rodriguez                 | X   | -1,535.81  | -38,196.76  |
| Check                          | 07/31/2019 | 2354    | Arizona State Retirement System        | X   | -1,457.78  | -39,654.54  |
| Check                          | 07/31/2019 | 2367    | Vicki J Rutter, CPA                    | X   | -1,250.00  | -40,904.54  |
| Check                          | 07/31/2019 | 2355    | ASA, LLC                               | X   | -1,185.00  | -42,089.54  |
| General Journal                | 07/31/2019 | 1000734 | Alexander Burns                        | X   | -1,172.64  | -43,262.18  |
| Check                          | 07/31/2019 | 2362    | Purcell Tire Company                   | X   | -914.99    | -44,177.17  |
| General Journal                | 07/31/2019 | 1000727 | Michael Doris                          | X   | -800.00    | -44,977.17  |
| General Journal                | 07/31/2019 | 1000726 | Jade Deforest                          | X   | -800.00    | -45,777.17  |
| General Journal                | 07/31/2019 | 1000725 | Erick Ceron                            | X   | -640.00    | -46,417.17  |
| General Journal                | 07/31/2019 | 1000730 | Ahmed Hourani                          | X   | -640.00    | -47,057.17  |
| Check                          | 07/31/2019 | 2359    | Verizon Wireless                       | X   | -571.83    | -47,629.00  |
| Check                          | 07/31/2019 | 2352    | Sonoita-Elgin Fire District            | X   | -568.10    | -48,197.10  |
| General Journal                | 07/31/2019 | 1000729 | John Hisey-Long                        | X   | -560.00    | -48,757.10  |
| General Journal                | 07/31/2019 | 1000731 | Nicole LaGosh                          | X   | -480.00    | -49,237.10  |
| Check                          | 07/31/2019 | 2358    | CenturyLink                            | X   | -347.54    | -49,584.64  |
| General Journal                | 07/31/2019 | 1000724 | Alec Cameron                           | X   | -320.00    | -49,904.64  |
| Check                          | 07/31/2019 | 2353    | Voyager Fleet System                   | X   | -261.37    | -50,166.01  |
| Check                          | 07/31/2019 | 2366    | Quill Corporation                      | X   | -245.52    | -50,411.53  |
| Check                          | 07/31/2019 | 2351    | Aetna Senior Supplemental Ins.         | X   | -202.71    | -50,614.24  |
| Check                          | 07/31/2019 | 2363    | Brakemax Auto Glass, Inc.              | X   | -180.00    | -50,794.24  |
| Check                          | 07/31/2019 | 2365    | Mountain Empire Rotary Club            | X   | -92.00     | -50,886.24  |
| Check                          | 07/31/2019 | 2361    | Verizon Wireless                       | X   | -60.06     | -50,946.30  |
| Check                          | 07/31/2019 | 2360    | Katie Goodwin                          | X   | -53.48     | -50,999.78  |
| Check                          | 07/31/2019 | 2357    | Valley Imaging Solutions               | X   | -33.68     | -51,033.46  |
| Check                          | 08/13/2019 |         | U.S. Bank Equipment Finance            | X   | -3,065.45  | -54,098.91  |
| General Journal                | 08/15/2019 | EFT     | Paychex DirDep/RCX                     | X   | -19,286.73 | -73,385.64  |
| Check                          | 08/15/2019 | 2382    | CopperPoint Insurance Companies        | X   | -9,161.00  | -82,546.64  |
| General Journal                | 08/15/2019 | EFT     | Paychex Taxpay                         | X   | -5,396.22  | -87,942.86  |
| Check                          | 08/15/2019 | 2377    | AERO Med Claims                        | X   | -1,606.13  | -89,548.99  |
| Check                          | 08/15/2019 | 2381    | Arizona State Retirement System        | X   | -1,308.40  | -90,857.39  |
| General Journal                | 08/15/2019 | 1000749 | Alexander Burns                        | X   | -1,202.75  | -92,060.14  |
| Check                          | 08/15/2019 | 2379    | SSVEC                                  | X   | -1,121.24  | -93,181.38  |
| Check                          | 08/15/2019 | 2368    | Quill Corporation                      | X   | -680.39    | -93,861.77  |
| Check                          | 08/15/2019 | 2372    | Merles Automotive Supply               | X   | -181.46    | -94,043.23  |
| Check                          | 08/15/2019 | 2373    | Chase Card Services                    | X   | -175.66    | -94,218.89  |
| Check                          | 08/15/2019 | 2370    | Bound Tree Medical                     | X   | -166.38    | -94,385.27  |
| Check                          | 08/15/2019 | 2378    | Direct TV                              | X   | -156.98    | -94,542.25  |
| Check                          | 08/15/2019 | 2375    | ISFSI                                  | X   | -125.00    | -94,667.25  |
| Check                          | 08/15/2019 | 2376    | TransWorld Network                     | X   | -80.69     | -94,747.94  |
| General Journal                | 08/15/2019 | 1000746 | Bill Bruyn                             | X   | -80.00     | -94,827.94  |
| Check                          | 08/15/2019 | 2369    | Arizona Department of Public Safety    | X   | -60.00     | -94,887.94  |
| Check                          | 08/15/2019 | 2374    | Emergency Reporting                    | X   | -31.84     | -94,919.78  |
| Check                          | 08/15/2019 | 2371    | Santa Cruz County Landfill             | X   | -22.29     | -94,942.07  |
| Check                          | 08/16/2019 | 2383    | Fire Fighter's Cancer Insurance        | X   | -400.00    | -95,342.07  |
| Check                          | 08/29/2019 |         | Public Safety Personnel Retirement ... | X   | -3,487.46  | -98,829.53  |
| General Journal                | 08/30/2019 | EFT     | Paychex DirDep/RCX                     | X   | -22,632.01 | -121,461.54 |
| General Journal                | 08/30/2019 | EFT     | Paychex Taxpay                         | X   | -6,343.69  | -127,805.23 |
| Total Checks and Payments      |            |         |  |     |            | -127,805.23 |

**Sonoita-Elgin FD**  
**Reconciliation Detail**  
**Hughes Checking, Period Ending 08/31/2019**

| Type                                     | Date       | Num     | Name                                   | Clr | Amount            | Balance           |
|--|------------|---------|--|-----|-------------------|-------------------|
| <b>Deposits and Credits - 18 items</b>   |            |         |  |     |                   |                   |
| Deposit                                  | 08/01/2019 |         |  | X   | 7.95              | 7.95              |
| Deposit                                  | 08/01/2019 |         |  | X   | 171.52            | 179.47            |
| Deposit                                  | 08/01/2019 |         |  | X   | 188.90            | 368.37            |
| Deposit                                  | 08/06/2019 |         |  | X   | 56.14             | 424.51            |
| Deposit                                  | 08/06/2019 |         |  | X   | 357.24            | 781.75            |
| Transfer                                 | 08/08/2019 |         |  | X   | 35,000.00         | 35,781.75         |
| Deposit                                  | 08/09/2019 |         |  | X   | 1,082.67          | 36,864.42         |
| Deposit                                  | 08/13/2019 |         |  | X   | 1,209.55          | 38,073.97         |
| Check                                    | 08/15/2019 | 2380    | Public Safety Personnel Retirement ... | X   | 0.00              | 38,073.97         |
| Deposit                                  | 08/21/2019 |         |  | X   | 678.34            | 38,752.31         |
| Deposit                                  | 08/22/2019 |         |  | X   | 132.51            | 38,884.82         |
| Deposit                                  | 08/22/2019 |         |  | X   | 173.05            | 39,057.87         |
| Deposit                                  | 08/23/2019 |         |  | X   | 517.05            | 39,574.92         |
| Transfer                                 | 08/26/2019 |         |  | X   | 40,000.00         | 79,574.92         |
| Deposit                                  | 08/27/2019 |         |  | X   | 911.66            | 80,486.58         |
| Deposit                                  | 08/28/2019 |         |  | X   | 143.28            | 80,629.86         |
| Transfer                                 | 08/29/2019 |         |  | X   | 11,000.00         | 91,629.86         |
| Deposit                                  | 08/30/2019 |         |  | X   | 686.11            | 92,315.97         |
| <b>Total Deposits and Credits</b>        |            |         |  |     | <b>92,315.97</b>  | <b>92,315.97</b>  |
| <b>Total Cleared Transactions</b>        |            |         |  |     | <b>-35,489.26</b> | <b>-35,489.26</b> |
| <b>Cleared Balance</b>                   |            |         |  |     | <b>-35,489.26</b> | <b>24,727.46</b>  |
| <b>Uncleared Transactions</b>            |            |         |  |     |                   |                   |
| <b>Checks and Payments - 32 items</b>    |            |         |  |     |                   |                   |
| General Journal                          | 04/15/2019 | 1000581 | Michael Doris                          |     | -320.00           | -320.00           |
| Check                                    | 05/15/2019 | 2278    | Marc Meredith                          |     | -51.71            | -371.71           |
| Check                                    | 06/10/2019 |         |  |     | -20.00            | -391.71           |
| General Journal                          | 07/15/2019 | 0       | Benjamin Beyerle                       |     | -99.89            | -491.60           |
| General Journal                          | 07/15/2019 | 2320    | John Hisey-Long                        |     | -96.19            | -587.79           |
| Check                                    | 08/28/2019 | 2384    | EMI Health                             |     | -6,679.85         | -7,267.64         |
| Check                                    | 08/28/2019 | 2385    | Principal Life Insurance Company       |     | -631.18           | -7,898.82         |
| Check                                    | 08/28/2019 | 2386    | Aflac                                  |     | -357.26           | -8,256.08         |
| Check                                    | 08/28/2019 | 2387    | Sonoita Valley Water Co                |     | -105.47           | -8,361.55         |
| Check                                    | 08/29/2019 | 2396    | Human Resource Strategies              |     | -1,540.00         | -9,901.55         |
| Check                                    | 08/29/2019 | 2404    | Arizona State Retirement System        |     | -1,308.36         | -11,209.91        |
| Check                                    | 08/29/2019 | 2398    | Vicki J Rutter, CPA                    |     | -1,250.00         | -12,459.91        |
| Check                                    | 08/29/2019 | 2393    | Verizon Wireless                       |     | -571.66           | -13,031.57        |
| Check                                    | 08/29/2019 | 2395    | Truly Nolen                            |     | -501.60           | -13,533.17        |
| Check                                    | 08/29/2019 | 2389    | B&B Selectcom, Inc.                    |     | -368.71           | -13,901.88        |
| Check                                    | 08/29/2019 | 2401    | WPS Tricare for Life                   |     | -364.46           | -14,266.34        |
| Check                                    | 08/29/2019 | 2391    | CenturyLink                            |     | -354.84           | -14,621.18        |
| Check                                    | 08/29/2019 | 2402    | Quill Corporation                      |     | -315.31           | -14,936.49        |
| Check                                    | 08/29/2019 | 2388    | Costco                                 |     | -195.66           | -15,132.15        |
| Check                                    | 08/29/2019 | 2400    | PRS                                    |     | -191.33           | -15,323.48        |
| Check                                    | 08/29/2019 | 2399    | Lincare Holdings, Inc.                 |     | -90.00            | -15,413.48        |
| Check                                    | 08/29/2019 | 2390    | Airgas USA, LLC                        |     | -84.61            | -15,498.09        |
| Check                                    | 08/29/2019 | 2403    | Colonial Life                          |     | -72.44            | -15,570.53        |
| Check                                    | 08/29/2019 | 2397    | Verizon Wireless                       |     | -60.06            | -15,630.59        |
| Check                                    | 08/29/2019 | 2392    | Valley Imaging Solutions               |     | -56.52            | -15,687.11        |
| Check                                    | 08/29/2019 | 2394    | Chase Card Services                    |     | -31.23            | -15,718.34        |
| General Journal                          | 08/30/2019 | 1000771 | Alexander Burns                        |     | -1,503.98         | -17,222.32        |
| General Journal                          | 08/30/2019 | 1000765 | Jade Deforest                          |     | -1,040.00         | -18,262.32        |
| General Journal                          | 08/30/2019 | 1000768 | Guy Rogers                             |     | -960.00           | -19,222.32        |
| General Journal                          | 08/30/2019 | 1000762 | Jacob Rosson                           |     | -874.41           | -20,096.73        |
| General Journal                          | 08/30/2019 | 1000766 | Michael Doris                          |     | -480.00           | -20,576.73        |
| General Journal                          | 08/30/2019 | 1000764 | Bill Bruyn                             |     | -320.00           | -20,896.73        |
| <b>Total Checks and Payments</b>         |            |         |  |     | <b>-20,896.73</b> | <b>-20,896.73</b> |
| <b>Total Uncleared Transactions</b>      |            |         |  |     | <b>-20,896.73</b> | <b>-20,896.73</b> |
| <b>Register Balance as of 08/31/2019</b> |            |         |  |     | <b>-56,385.99</b> | <b>3,830.73</b>   |

*UL*  
*9/11/19*

12:46 PM

09/11/19

**Sonoita-Elgin FD**  
**Reconciliation Detail**  
**Hughes Checking, Period Ending 08/31/2019**

---

| Type                                 | Date       | Num | Name | Clr | Amount            | Balance          |
|--------------------------------------|------------|-----|------|-----|-------------------|------------------|
| <b>New Transactions</b>              |            |     |      |     |                   |                  |
| <b>Deposits and Credits - 1 item</b> |            |     |      |     |                   |                  |
| Transfer                             | 09/11/2019 |     |      |     | 40,000.00         | 40,000.00        |
| Total Deposits and Credits           |            |     |      |     | 40,000.00         | 40,000.00        |
| Total New Transactions               |            |     |      |     | 40,000.00         | 40,000.00        |
| <b>Ending Balance</b>                |            |     |      |     | <b>-16,385.99</b> | <b>43,830.73</b> |

12:11 PM

09/11/19

**Sonoita-Elgin FD**  
**Reconciliation Detail**  
**Hughes High Yield, Period Ending 08/31/2019**

| Type                              | Date | Num | Name | Clr | Amount | Balance  |
|-----------------------------------|------|-----|------|-----|--------|----------|
| Beginning Balance                 |      |     |      |     |        | 2,003.54 |
| Cleared Balance                   |      |     |      |     |        | 2,003.54 |
| Register Balance as of 08/31/2019 |      |     |      |     |        | 2,003.54 |
| Ending Balance                    |      |     |      |     |        | 2,003.54 |

*OK 9-11-19*

**Sonoita-Elgin FD**  
**Reconciliation Detail**  
**Hughes Premium, Period Ending 08/31/2019**

| Type                                     | Date       | Num  | Name                        | Clr | Amount           | Balance           |
|--|------------|------|-----------------------------|-----|------------------|-------------------|
| <b>Beginning Balance</b>                 |            |      |                             |     |                  | 134,240.78        |
| <b>Cleared Transactions</b>              |            |      |                             |     |                  |                   |
| <b>Checks and Payments - 3 items</b>     |            |      |                             |     |                  |                   |
| Transfer                                 | 08/08/2019 |      |                             | X   | -35,000.00       | -35,000.00        |
| Transfer                                 | 08/26/2019 |      |                             | X   | -40,000.00       | -75,000.00        |
| Transfer                                 | 08/29/2019 |      |                             | X   | -11,000.00       | -86,000.00        |
| <b>Total Checks and Payments</b>         |            |      |                             |     | -86,000.00       | -86,000.00        |
| <b>Deposits and Credits - 2 items</b>    |            |      |                             |     |                  |                   |
| Check                                    | 08/15/2019 | 573  | Sonoita-Elgin Fire District | X   | 65,000.00        | 65,000.00         |
| Check                                    | 08/29/2019 | 1925 | Sonoita-Elgin Fire District | X   | 135,000.00       | 200,000.00        |
| <b>Total Deposits and Credits</b>        |            |      |                             |     | 200,000.00       | 200,000.00        |
| <b>Total Cleared Transactions</b>        |            |      |                             |     | 114,000.00       | 114,000.00        |
| <b>Cleared Balance</b>                   |            |      |                             |     | 114,000.00       | 248,240.78        |
| <b>Register Balance as of 08/31/2019</b> |            |      |                             |     | 114,000.00       | 248,240.78        |
| <b>New Transactions</b>                  |            |      |                             |     |                  |                   |
| <b>Checks and Payments - 1 item</b>      |            |      |                             |     |                  |                   |
| Transfer                                 | 09/11/2019 |      |                             |     | -40,000.00       | -40,000.00        |
| <b>Total Checks and Payments</b>         |            |      |                             |     | -40,000.00       | -40,000.00        |
| <b>Total New Transactions</b>            |            |      |                             |     | -40,000.00       | -40,000.00        |
| <b>Ending Balance</b>                    |            |      |                             |     | <u>74,000.00</u> | <u>208,240.78</u> |

*UL  
09/11/19*



12:10 PM

09/11/19

**Sonoita-Elgin FD**  
**Reconciliation Detail**  
**National Bank Money Market, Period Ending 08/31/2019**

| Type                                     | Date       | Num | Name                        | Clr | Amount     | Balance    |
|--|------------|-----|-----------------------------|-----|------------|------------|
| <b>Beginning Balance</b>                 |            |     |                             |     |            | 67,987.35  |
| <b>Cleared Transactions</b>              |            |     |                             |     |            |            |
| <b>Checks and Payments - 3 items</b>     |            |     |                             |     |            |            |
| Check                                    | 08/11/2019 |     | National Bank of Arizona    | X   | -3,763.11  | -3,763.11  |
| Check                                    | 08/15/2019 | 573 | Sonoita-Elgin Fire District | X   | -65,000.00 | -68,763.11 |
| Check                                    | 08/31/2019 |     |                             | X   | -5.00      | -68,768.11 |
| <b>Total Checks and Payments</b>         |            |     |                             |     | -68,768.11 | -68,768.11 |
| <b>Deposits and Credits - 7 items</b>    |            |     |                             |     |            |            |
| Deposit                                  | 08/06/2019 |     |                             | X   | 4,881.91   | 4,881.91   |
| Deposit                                  | 08/06/2019 |     |                             | X   | 9,004.16   | 13,886.07  |
| Deposit                                  | 08/15/2019 |     |                             | X   | 846.35     | 14,732.42  |
| Deposit                                  | 08/20/2019 |     |                             | X   | 3,727.43   | 18,459.85  |
| Deposit                                  | 08/20/2019 |     |                             | X   | 6,530.00   | 24,989.85  |
| Deposit                                  | 08/27/2019 |     |                             | X   | 839.49     | 25,829.34  |
| Deposit                                  | 08/31/2019 |     |                             | X   | 2.25       | 25,831.59  |
| <b>Total Deposits and Credits</b>        |            |     |                             |     | 25,831.59  | 25,831.59  |
| <b>Total Cleared Transactions</b>        |            |     |                             |     | -42,936.52 | -42,936.52 |
| <b>Cleared Balance</b>                   |            |     |                             |     | -42,936.52 | 25,050.83  |
| <b>Register Balance as of 08/31/2019</b> |            |     |                             |     | -42,936.52 | 25,050.83  |
| <b>New Transactions</b>                  |            |     |                             |     |            |            |
| <b>Checks and Payments - 1 item</b>      |            |     |                             |     |            |            |
| Check                                    | 09/11/2019 |     | National Bank of Arizona    |     | -4,773.53  | -4,773.53  |
| <b>Total Checks and Payments</b>         |            |     |                             |     | -4,773.53  | -4,773.53  |
| <b>Deposits and Credits - 1 item</b>     |            |     |                             |     |            |            |
| Deposit                                  | 09/04/2019 |     |                             |     | 1,492.99   | 1,492.99   |
| <b>Total Deposits and Credits</b>        |            |     |                             |     | 1,492.99   | 1,492.99   |
| <b>Total New Transactions</b>            |            |     |                             |     | -3,280.54  | -3,280.54  |
| <b>Ending Balance</b>                    |            |     |                             |     | -46,217.06 | 21,770.29  |

*Handwritten:* JL  
9/11/19

**Sonoita-Elgin FD**  
**Reconciliation Detail**  
**Chase Checking, Period Ending 08/31/2019**

| Type                                     | Date       | Num  | Name                            | Clr | Amount             | Balance            |
|--|------------|------|---------------------------------|-----|--------------------|--------------------|
| <b>Beginning Balance</b>                 |            |      |                                 |     |                    | 1,814.11           |
| <b>Cleared Transactions</b>              |            |      |                                 |     |                    |                    |
| <b>Checks and Payments - 11 items</b>    |            |      |                                 |     |                    |                    |
| Check                                    | 06/28/2019 | 1916 | Cochise County Fire Association | X   | -50.00             | -50.00             |
| Check                                    | 07/31/2019 |      | Nationwide                      | X   | -315.40            | -365.40            |
| Check                                    | 07/31/2019 |      | Nationwide                      | X   | -280.68            | -646.08            |
| Check                                    | 08/01/2019 | 1923 | National Bank of Arizona        | X   | -80,973.21         | -81,619.29         |
| Check                                    | 08/15/2019 | 1924 | Jones-Wilson Insurance          | X   | -7,047.00          | -88,666.29         |
| Check                                    | 08/15/2019 |      | Nationwide                      | X   | -298.99            | -88,965.28         |
| Check                                    | 08/15/2019 |      | Nationwide                      | X   | -261.70            | -89,226.98         |
| Check                                    | 08/29/2019 | 1925 | Sonoita-Elgin Fire District     | X   | -135,000.00        | -224,226.98        |
| Check                                    | 08/29/2019 |      | Nationwide                      | X   | -322.58            | -224,549.56        |
| Check                                    | 08/29/2019 |      | Nationwide                      | X   | -281.07            | -224,830.63        |
| Check                                    | 08/31/2019 |      | Nationwide                      | X   | -47.69             | -224,878.32        |
| <b>Total Checks and Payments</b>         |            |      |                                 |     | <b>-224,878.32</b> | <b>-224,878.32</b> |
| <b>Deposits and Credits - 3 items</b>    |            |      |                                 |     |                    |                    |
| Transfer                                 | 08/01/2019 |      |                                 | X   | 80,000.00          | 80,000.00          |
| Transfer                                 | 08/06/2019 |      |                                 | X   | 8,571.11           | 88,571.11          |
| Transfer                                 | 08/12/2019 |      |                                 | X   | 1,517.91           | 90,089.02          |
| <b>Total Deposits and Credits</b>        |            |      |                                 |     | <b>90,089.02</b>   | <b>90,089.02</b>   |
| <b>Total Cleared Transactions</b>        |            |      |                                 |     | <b>-134,789.30</b> | <b>-134,789.30</b> |
| <b>Cleared Balance</b>                   |            |      |                                 |     | <b>-134,789.30</b> | <b>-132,975.19</b> |
| <b>Uncleared Transactions</b>            |            |      |                                 |     |                    |                    |
| <b>Deposits and Credits - 1 item</b>     |            |      |                                 |     |                    |                    |
| Transfer                                 | 08/29/2019 |      |                                 |     | 135,000.00         | 135,000.00         |
| <b>Total Deposits and Credits</b>        |            |      |                                 |     | <b>135,000.00</b>  | <b>135,000.00</b>  |
| <b>Total Uncleared Transactions</b>      |            |      |                                 |     | <b>135,000.00</b>  | <b>135,000.00</b>  |
| <b>Register Balance as of 08/31/2019</b> |            |      |                                 |     | <b>210.70</b>      | <b>2,024.81</b>    |
| <b>New Transactions</b>                  |            |      |                                 |     |                    |                    |
| <b>Deposits and Credits - 1 item</b>     |            |      |                                 |     |                    |                    |
| Transfer                                 | 09/04/2019 |      |                                 |     | 0.00               | 0.00               |
| <b>Total Deposits and Credits</b>        |            |      |                                 |     | <b>0.00</b>        | <b>0.00</b>        |
| <b>Total New Transactions</b>            |            |      |                                 |     | <b>0.00</b>        | <b>0.00</b>        |
| <b>Ending Balance</b>                    |            |      |                                 |     | <b>210.70</b>      | <b>2,024.81</b>    |

*Handwritten initials and date:*  
 UR  
 9-11-19

**Sonoita-Elgin FD**  
**Reconciliation Detail**  
**Chase Savings, Period Ending 08/31/2019**

| Type                                  | Date       | Num | Name | Clr | Amount      | Balance     |
|---------------------------------------|------------|-----|------|-----|-------------|-------------|
| Beginning Balance                     |            |     |      |     |             | 444,231.61  |
| <b>Cleared Transactions</b>           |            |     |      |     |             |             |
| <b>Checks and Payments - 1 item</b>   |            |     |      |     |             |             |
| Transfer                              | 08/01/2019 |     |      | X   | -80,000.00  | -80,000.00  |
| Total Checks and Payments             |            |     |      |     | -80,000.00  | -80,000.00  |
| <b>Deposits and Credits - 2 items</b> |            |     |      |     |             |             |
| Deposit                               | 08/15/2019 |     |      | X   | 18,720.00   | 18,720.00   |
| Deposit                               | 08/31/2019 |     |      | X   | 193.99      | 18,913.99   |
| Total Deposits and Credits            |            |     |      |     | 18,913.99   | 18,913.99   |
| Total Cleared Transactions            |            |     |      |     | -61,086.01  | -61,086.01  |
| Cleared Balance                       |            |     |      |     | -61,086.01  | 383,145.60  |
| <b>Uncleared Transactions</b>         |            |     |      |     |             |             |
| <b>Checks and Payments - 1 item</b>   |            |     |      |     |             |             |
| Transfer                              | 08/29/2019 |     |      |     | -135,000.00 | -135,000.00 |
| Total Checks and Payments             |            |     |      |     | -135,000.00 | -135,000.00 |
| Total Uncleared Transactions          |            |     |      |     | -135,000.00 | -135,000.00 |
| Register Balance as of 08/31/2019     |            |     |      |     | -196,086.01 | 248,145.60  |
| Ending Balance                        |            |     |      |     | -196,086.01 | 248,145.60  |

UL  
Q-11A

LIZ GUTFAHR  
Treasurer  
MARIA ACUNA  
Chief Deputy

# County Treasurer Santa Cruz County

P.O. Box 1150  
Nogales, Arizona 85628  
Tel. (520) 375-7980  
Extension 7967  
TDD (520) 761-7816

Sonoita Fire District  
P.O Box 322  
Sonoita AZ 85637

## Monthly Statement

|                       |           |              |                    |
|-----------------------|-----------|--------------|--------------------|
| Opening Balance       | August-19 |              | \$ 8,571.11        |
| State Pool Investment |           | 3.56<br>0.50 | 4.06               |
| Levied Revenue Earned |           |              |                    |
|                       | 98713     | 623.16       | 3,762.18           |
|                       | 98732     | 1,069.95     |                    |
|                       | 98760     | 579.46       |                    |
|                       | 98804     | 299.98       |                    |
|                       | 98819     | 374.23       |                    |
|                       | 98863     | 10.69        |                    |
|                       | 98964     | 59.80        |                    |
|                       | 98974     | 79.31        |                    |
|                       | 98991     | 242.32       |                    |
|                       | 99003     | 15.11        |                    |
|                       | 99023     | 408.17       |                    |
| Check#                | 46384     | (8,571.11)   | (8,571.11)         |
| Journal Entries       | JE-       |              |                    |
| Ending Balance        | August-19 |              | <u>\$ 3,766.24</u> |

Sonoita Fire District T52-2063  
Sonoita-Elgin Fire District

Please contact Patty Ibarra Ext 7966  
if there are any questions or problems





## Pima County Treasurer

Sonoita-Elgin Fire District

ARMS # 507200, TCMS String: 500.50720.10.10000.10000  
Remittance of Revenue Collected for the Period: AUG-2019  
As of September 16, 2019

RECEIVED of Beth Ford, Pima County Treasurer, check in the amount of

\$ 39.98

| <u>Real Estate Taxes</u>   | <u>Amount</u> |
|----------------------------|---------------|
| Tax Year 2018              | -             |
| Tax Year 2017              | -             |
| Tax Year 2016              | -             |
| Tax Year 2015              | -             |
| Tax Year 2014              | -             |
| Tax Year 2013              | -             |
| Tax Year 2012              | -             |
| Tax Year 2011              | -             |
| Tax Year 2010              | -             |
| Tax Year 2009              | -             |
| Tax Year 2008              | -             |
| <hr/>                      |               |
| Subtotal Real Estate Taxes | -             |

| <u>Personal Property Taxes Collected</u>   | <u>Amount</u> |
|--|---------------|
| Tax Year 2018                              | -             |
| Tax Year 2017                              | -             |
| Tax Year 2016                              | -             |
| Tax Year 2015                              | -             |
| Tax Year 2014                              | -             |
| Tax Year 2013                              | -             |
| Tax Year 2012                              | -             |
| Tax Year 2011                              | -             |
| Tax Year 2010                              | -             |
| Tax Year 2009                              | -             |
| Tax Year 2008                              | -             |
| <hr/>                                      |               |
| Subtotal Personal Property Taxes Collected | -             |

| <u>In-Lieu Taxes Collected</u> | <u>Amount</u> |
|--------------------------------|---------------|
| Tax Year 2014                  | -             |
| Tax Year 2013                  | -             |
| Tax Year 2012                  | -             |
| Tax Year 2011                  | -             |
| Tax Year 2010                  | -             |

Sonoita-Elgin Fire District

ARMS # 507200, TCMS String: 500.50720.10.10000.10000  
 Remittance of Revenue Collected for the Period: AUG-2019  
 As of September 16, 2019

RECEIVED of Beth Ford, Pima County Treasurer, check in the amount of \$ 39.98

|                                  |   |   |
|----------------------------------|---|---|
| Tax Year 2010                    | - |   |
| Tax Year 2009                    | - |   |
| Tax Year 2009                    | - |   |
| Tax Year 2008                    | - |   |
| Subtotal In-Lieu Taxes Collected |   | - |

| Fire District Assistance          | Amount |       |
|-----------------------------------|--------|-------|
| Tax Year 2018                     | 34.55  |       |
| Tax Year 2017                     | 0.30   |       |
| Tax Year 2016                     | (0.06) |       |
| Tax Year 2015                     | 0.04   |       |
| Tax Year 2014                     | 0.09   |       |
| Tax Year 2013                     | 0.06   |       |
| Tax Year 2012                     | 0.01   |       |
| Tax Year 2011                     | (0.01) |       |
| Tax Year 2010                     | -      |       |
| Tax Year 2009                     | 0.01   |       |
| Tax Year 2008                     | 0.04   |       |
| Subtotal Fire District Assistance |        | 35.03 |

| Investment Income          | Amount |       |
|----------------------------|--------|-------|
| Interest Allocation        | 4.95   |       |
| Subtotal Investment Income |        | 4.95  |
| Grand Total                |        | 39.98 |



|    | PURPOSE OF THE CASH FLOW FORECAST IS TO SHOW ALL CASH IN AND CASH OUT ON A MONTHLY BASIS. |           |          |           |           |          |          |          |          |          |          |          | P        |           |           |
|----|---|-----------|----------|-----------|-----------|----------|----------|----------|----------|----------|----------|----------|----------|-----------|-----------|
|    | THE CUMULATIVE CASH BALANCE MUST NOT GO BELOW ZERO.                                       |           |          |           |           |          |          |          |          |          |          |          |          |           |           |
| A  | B   | C         | D        | E         | F         | G        | H        | I        | J        | K        | L        | M        | N        | O         | P         |
| 1  | Sonoita-Elgin Fire District   |           |          |           |           |          |          |          |          |          |          |          |          |           |           |
| 2  | Cash Flow Forecast  |           |          |           |           |          |          |          |          |          |          |          |          |           |           |
| 3  | July 1, 2019 through June 30, 2020  |           |          |           |           |          |          |          |          |          |          |          |          |           |           |
| 4  |   |           | Actual   | Forecast  | Forecast  | Forecast | Forecast | Forecast | Forecast | Forecast | Forecast | Forecast | Forecast | Forecast  | Forecast  |
| 5  | Budget  |           | July     | September | October   | November | December | January  | February | March    | April    | May      | June     | June      | Forecast  |
| 6  | 2019-2020   |           | 2019     | 2019      | 2019      | 2019     | 2019     | 2020     | 2020     | 2020     | 2020     | 2020     | 2020     | 2020      | Total     |
| 7  |   |           |          |           |           |          |          |          |          |          |          |          |          |           |           |
| 48 | Bank Charges  | 800       | 57       | 84        | 70        | 70       | 70       | 70       | 70       | 70       | 70       | 70       | 70       | 50        | 821       |
| 49 | Background Checks   | 1,200     | 60       | 60        |           | 100      |          |          |          | 140      |          |          |          | 900       | 1,200     |
| 50 | Legal Fees  | 7,800     | 195      | 1,540     |           |          |          |          |          |          |          |          |          | 6,065     | 7,800     |
| 51 | Accounting Fees   | 8,500     |          |           |           |          | 8,500    |          |          |          |          |          |          |           | 8,500     |
| 52 | Bookkeeper  | 15,000    | 1,250    | 1,250     | 1,250     | 1,250    | 1,250    | 1,250    | 1,250    | 1,250    | 1,250    | 1,250    | 1,250    | 1,250     | 15,000    |
| 53 | Telephone   | 14,000    | 979      | 987       | 1,165     | 1,165    | 1,165    | 1,165    | 1,165    | 1,165    | 1,165    | 1,165    | 1,165    | 1,185     | 13,636    |
| 54 | Batteries & Repair  | 3,000     |          |           |           |          |          |          |          |          |          |          |          | 3,000     | 3,000     |
| 55 | Computer & IT Support   | 4,000     |          |           |           |          |          |          |          |          |          |          |          | 4,000     | 4,000     |
| 56 | Streetwise & Vera Earl Tower  | 11,075    |          |           |           |          |          |          |          |          |          |          |          | 7,375     | 11,075    |
| 57 | Utilities   | 17,000    | 1,283    | 1,227     | 1,410     | 1,410    | 1,410    | 1,410    | 1,410    | 1,410    | 1,410    | 1,410    | 1,410    | 1,490     | 16,690    |
| 58 | Insurance   | 30,000    | 163      | 7,047     | 7,137     |          |          | 6,970    |          |          |          |          |          | 8,753     | 30,070    |
| 59 | Fuel  | 26,000    | 4,947    | 2,637     | 464       | 389      | 876      | 5,843    | 694      | 5,486    | 480      | 4,076    | 110      | 3,200     | 26,001    |
| 60 | Building Grounds & Pests  | 9,000     | 1,200    | 524       | 804       | 49       | 504      | 716      | 590      | 289      | 70       | 512      | 3,200    | 2,000     | 8,774     |
| 61 | Vehicle Maintenance   | 36,500    | 4,062    | 738       | 3,040     | 3,040    | 3,040    | 3,040    | 3,040    | 3,040    | 3,040    | 3,040    | 3,040    | 2,000     | 34,160    |
| 62 | Equipment Replacement   | 6,000     |          | 343       | 962       | 183      |          |          |          |          | 461      | 454      |          | 2,207     | 6,000     |
| 63 | Station & Fire Supplies   | 10,000    | 259      | 1,264     | 413       | 908      | 1,518    | 329      | 812      | 763      | 355      | 771      | 2,150    | 2,150     | 10,000    |
| 64 | Suppression Foam  | 3,600     |          |           |           |          |          |          |          |          | 1,520    |          |          | 2,080     | 3,600     |
| 65 | Interest Expense - LOC  | 500       |          |           |           |          |          |          |          |          |          |          |          | 500       | 500       |
| 66 | Computer/Radio  | 4,000     |          |           |           |          | 600      |          |          |          |          | 2,652    | 748      |           | 4,000     |
| 67 | Financial Stability Reserve   | 54,522    |          |           |           |          |          |          |          |          |          |          | 54,522   |           | 54,522    |
| 68 | Communication to Residents  | 500       |          |           |           |          |          |          |          |          |          |          | 500      |           | 500       |
| 69 | Dues & Subscriptions  | 4,000     | 592      | 321       | 370       | 110      | 389      | 92       | 865      |          | 25       | 92       | 168      | 4,000     | 4,000     |
| 70 | PPE Purchase  | 64,250    |          |           |           |          |          |          |          |          |          |          | 64,250   |           | 64,250    |
| 71 |   |           |          |           |           |          |          |          |          |          |          |          |          |           |           |
| 72 | Capital Reserve Funds   |           |          |           |           |          |          |          |          |          |          |          |          |           |           |
| 73 | Apparatus P&I   | 80,992    |          | 80,973    |           |          |          |          |          |          |          |          |          |           | 80,973    |
| 74 | Ambulance P&I   | 23,297    |          | 23297     |           |          |          |          |          |          |          |          |          |           | 23,297    |
| 75 | PPE   | 6,500     |          |           |           |          |          |          |          |          |          |          |          | 6,500     | 6,500     |
| 76 | SCBA's  | 9,000     |          |           |           |          |          |          |          |          |          |          |          | 9,000     | 9,000     |
| 77 | Other Equipment   | 10,006    |          |           |           |          |          |          |          |          |          |          |          | 10,006    | 10,006    |
| 78 | Total Budgeted Expenses   | 1,523,835 | 104,004  | 178,783   | 130,169   | 100,113  | 89,291   | 102,458  | 111,895  | 95,349   | 91,124   | 105,448  | 299,510  | 1,512,490 | 1,512,490 |
| 79 |   |           |          |           |           |          |          |          |          |          |          |          |          |           |           |
| 80 | Net Budgeted Revenues/Expenses  |           | (76,933) | (157,252) | (101,807) | 294,110  | 93,790   | 9,808    | (31,179) | (47,153) | 144,664  | (22,232) | (60,627) | 11,501    | 11,501    |
| 81 |   |           |          |           |           |          |          |          |          |          |          |          |          |           |           |



|     | A  | B         | C         | D           | E              | F            | G             | H             | I            | J             | K          | L          | M        | N         | O        | P        |
|-----|--|-----------|-----------|-------------|----------------|--------------|---------------|---------------|--------------|---------------|------------|------------|----------|-----------|----------|----------|
|     | Sonoita-Elgin Fire District  |           |           |             |                |              |               |               |              |               |            |            |          |           |          |          |
|     | Cash Flow Forecast   |           |           |             |                |              |               |               |              |               |            |            |          |           |          |          |
|     | July 1, 2019 through June 30, 2020   |           |           |             |                |              |               |               |              |               |            |            |          |           |          |          |
|     |  | Budget    | Actual    | Actual      | Forecast       | Forecast     | Forecast      | Forecast      | Forecast     | Forecast      | Forecast   | Forecast   | Forecast | Forecast  | Forecast | Forecast |
|     |  | 2019-2020 | July 2019 | August 2019 | September 2019 | October 2019 | November 2019 | December 2019 | January 2020 | February 2020 | March 2020 | April 2020 | May 2020 | June 2020 | Total    |          |
| 1   | PURPOSE OF THE CASH FLOW FORECAST IS TO SHOW ALL CASH IN AND CASH OUT ON A MONTHLY BASIS.  |           |           |             |                |              |               |               |              |               |            |            |          |           |          |          |
| 2   | THE CUMULATIVE CASH BALANCE MUST NOT GO BELOW ZERO.  |           |           |             |                |              |               |               |              |               |            |            |          |           |          |          |
| 3   |  |           |           |             |                |              |               |               |              |               |            |            |          |           |          |          |
| 4   |  |           |           |             |                |              |               |               |              |               |            |            |          |           |          |          |
| 5   |  |           |           |             |                |              |               |               |              |               |            |            |          |           |          |          |
| 6   |  |           |           |             |                |              |               |               |              |               |            |            |          |           |          |          |
| 7   |  |           |           |             |                |              |               |               |              |               |            |            |          |           |          |          |
| 82  |  |           |           |             |                |              |               |               |              |               |            |            |          |           |          |          |
| 83  | <u>Other Financing Sources</u>   |           |           |             |                |              |               |               |              |               |            |            |          |           |          |          |
| 84  | <u>Unbudgeted Revenue</u>  |           |           |             |                |              |               |               |              |               |            |            |          |           |          |          |
| 85  | Palominas Fire District  |           |           | 14,625      |                |              |               |               |              |               |            |            |          |           | 14,625   |          |
| 86  | Fire Suppression Excess  |           |           |             |                |              |               |               |              |               |            |            |          |           | 0        |          |
| 87  | Safer Grant 2016   |           |           | 18,720      |                |              |               |               |              |               |            |            |          |           | 18,720   |          |
| 88  | Fuels Grant Revenue  |           |           | 634         |                |              |               |               |              |               |            |            |          |           | 634      |          |
| 89  | Donations  |           |           | 200         |                |              |               |               |              |               |            |            |          |           | 200      |          |
| 90  | Total Unbudgeted Revenue   |           | 0         | 34,179      |                |              |               |               |              |               |            |            |          |           | 34,179   |          |
| 91  |  |           |           |             |                |              |               |               |              |               |            |            |          |           |          |          |
| 92  | <u>Unbudgeted Expenses</u>   |           |           |             |                |              |               |               |              |               |            |            |          |           |          |          |
| 93  | Palominas FD - Chief's Salary  |           | 4,333     | 4,333       |                |              |               |               |              |               |            |            |          |           | 8,667    |          |
| 94  | PFD Other Expenses   |           |           |             |                |              |               |               |              |               |            |            |          |           | 0        |          |
| 95  | Wildland Labor   |           |           | 191         |                |              |               |               |              |               |            |            |          |           | 191      |          |
| 96  | Wildland Expenses  |           |           |             |                |              |               |               |              |               |            |            |          |           | 0        |          |
| 97  | Safer 2016 Expenses  |           | 5,680     | 4,640       |                |              |               |               |              |               |            |            |          |           | 10,320   |          |
| 98  | Fuels Grant - Labor  |           | 218       | 2,073       |                |              |               |               |              |               |            |            |          |           | 2,292    |          |
| 99  | Fuels Grant - Equipment  |           |           |             |                |              |               |               |              |               |            |            |          |           | 0        |          |
| 100 | Cardiac Monitors   |           | 3,065     | 3,065       |                |              |               |               |              |               |            |            |          |           | 6,131    |          |
| 101 | Total Unbudgeted Expenses  |           | 13,297    | 14,303      |                |              |               |               |              |               |            |            |          |           | 27,600   |          |
| 102 |  |           |           |             |                |              |               |               |              |               |            |            |          |           |          |          |
| 103 | Net Unbudgeted Revenue & Expenses  |           | (13,297)  | 19,876      | 0              | 0            | 0             | 0             | 0            | 0             | 0          | 0          | 0        | 0         | 6,579    |          |
| 104 |  |           |           |             |                |              |               |               |              |               |            |            |          |           |          |          |
| 105 | Net Overall Income (Loss)  | 0         | (90,230)  | (137,376)   | (101,807)      | 294,110      | 93,790        | 9,808         | (31,179)     | (47,153)      | (33,689)   | 144,664    | (22,232) | (60,627)  | 4,922    |          |
| 106 |  |           |           |             |                |              |               |               |              |               |            |            |          |           |          |          |
| 107 | Cash on Hand   | 759,285   | 669,073   | 531,697     |                |              |               |               |              |               |            |            |          |           | 777,382  |          |
| 108 |  |           |           |             |                |              |               |               |              |               |            |            |          |           |          |          |
| 109 |  |           |           |             |                |              |               |               |              |               |            |            |          |           |          |          |
| 110 |  |           |           |             |                |              |               |               |              |               |            |            |          |           |          |          |
| 111 | The Cash on Hand at August 31, 2019 was \$531,697. The Net Overall Income is projected to be \$49,222 at fiscal year end. Since both balances are positive so there is not potentially an adverse impact |           |           |             |                |              |               |               |              |               |            |            |          |           |          |          |
| 112 | on operations or liquidity of the district to report to the county Board of Supervisors.   |           |           |             |                |              |               |               |              |               |            |            |          |           |          |          |
| 113 | Cash on Hand at June 30, 2020 is projected to be \$777,382.  |           |           |             |                |              |               |               |              |               |            |            |          |           |          |          |